

# PPA 457 All Versions

## Large Area FM Assistive Listening Systems



Features the cutting-edge PPA T45 transmitter, multiple digital audio input options, and an OLED display with easy-to-manage menu navigation. Features three powerful microprocessors and the same high-quality audio and RF performance you've come to expect from Williams Sound. With an operating range of up to 1000 feet, it's ideal for large venues where superior coverage is essential. This complete turnkey solution includes four PPA R37 receivers, each featuring seek-button channel selection with access to 17 pre-set wideband frequencies between 72-76 MHz.

### PPA 457NET PRO System includes:

- (1) PPA T45NET transmitter
- (4) PPA R37 receivers
- (2) NKL 001 neckloops
- (4) EAR 013 single mini earbuds
- (1) ANT 025 Whip Antenna
- (1) WCA 013 Audio Cable
- (1) TFP 048 Power Supply
- (4) BAT 001-2 AA Alkaline Batteries
- (1) IDP 008 Wall Plaque
- (1) ANT 005 Coaxial Antenna
- (1) RPK 005 Rack Panel Kit
- Network Control

### PPA 457NET System includes:

- Same as PPA 457NET PRO except:
- No ANT 005 Coaxial Antenna
- No RPK 005 Rack Panel Kit

### PPA 457 PRO System includes:

- Same as PPA 457NET PRO except:
- No Network Control

### PPA 457 System includes:

- Same as PPA 457NET PRO except:
- No Network Control
- No ANT 005 Coaxial Antenna
- No RPK 005 Rack Panel Kit

Note: Optional 8-channel receivers (PPA R37-8N) are available for multi-channel applications.

# Personal PA<sup>®</sup> FM Listening System

## PPA T45NET and PPA T45 Transmitters

<b>Dimensions</b>	8.45" W x 8.25" D x 1.72"H (21.5 cm x 21 cm x 4.4 cm)
<b>Weight</b>	<b>Transmitter:</b> 3.0 lbs (1.36 kg)
	<b>Shipping Weight:</b> 4.50 lbs (2.04 kg) (Transmitter, Power Supply, Antenna and packaging)
<b>Color</b>	Black/Silver with black legends on the front, white legends on the back
<b>Rack Mount</b>	Standard 19" Rack, one EIA rack space high, 1/2 space wide 1-2 units can be mounted in a single rack space with optional RPK 005 (single) or RPK 006 (double) Rack Mount Kits
<b>Power Supply</b>	Desktop Style Transformer (TFP 048)
	Input: 100-240 VAC, 50/60 Hz. IEC Line Cord
	Output: 24 VDC, 750 mA, 18W. 2.5mm ID center positive barrel connector
	Approvals: UL, CUL, Energy Star V, CSA listed
<b>Power ON Indicator</b>	Push On/Push Off latching power button, backlit green indicates power ON, backlight off indicates power OFF, fading from bright to dark indicates Sleep Mode*
<b>Temperature Range</b>	Operating: +32° F to +104° F (0° C to 40° C)
	Storage: -4° F to +158° F (-20° C to 70° C)
<b>Menu Settings</b>	Audio Presets (Music, Voice, Hearing Assist, Custom), Frequency/Channel selection, Frequency/Channel mode, Audio Input Source (Microphone, Line, Phantom, Digital AES/EB, Digital S/PDIF), High Pass Filter, Low Pass Filter, Compression, RF Output Power, Screen Saver Delay, Test Tone (400 Hz), Headphone Volume, Headphone Source
<b>RF Section</b>	
<b>Operating Frequencies</b>	72.1-75.9 MHz , 17 wideband channels (selectable)
<b>Frequency Accuracy</b>	± 2 ppm stability, 0-50° C
<b>Deviation</b>	± 75 kHz maximum
<b>Pre-Emphasis</b>	75 µsec
<b>RF Field Strength</b>	Does not exceed 80 mV/m at 3 m
<b>Compatible Antennas</b>	ANT 005, ANT 021, ANT 024, or ANT 025
<b>Transmission Range</b>	Up to 1000 ft (304 m) with ANT 005 coaxial antenna mounted on rear chassis connector
<b>*RF Time-out (Sleep Mode)</b>	Menu selectable - 30 Min, 4 Hours, or Always On; timer starts when audio is below the -21 dB VU level and no buttons are pressed
<b>RF Power</b>	Menu selectable - Full, Medium, Low, Off
<b>RF Outputs</b>	(1x) #10-32 stud connector in center of unit (pcb mounted) (1x) F-connector on rear chassis
<b>RF Transmit Indicator</b>	1 Green LED, indicates RF "On Air"
<b>Audio Section</b>	
<b>Audio Processor Functions</b>	DSP based; Compression: 1:1, 1.5:1 or 2:1; High Pass and Low Pass Filter Frequency control
<b>Frequency Response</b>	31 – 16000 Hz, ±3 dB ("Music" Audio Preset)
<b>Signal-to-Noise Ratio</b>	≥74 dB Transmitted RF
<b>Total Harmonic Distortion</b>	Less than 0.25% @ 1 kHz (RF output)
<b>Common Mode Rejection</b>	>57 dB @ 1 kHz, Mic or Line

**NOTE: SPECIFICATIONS SUBJECT TO CHANGE WITHOUT NOTICE.**

# Personal PA<sup>®</sup> FM Listening System

## PPA T45NET & PPA T45 Transmitters

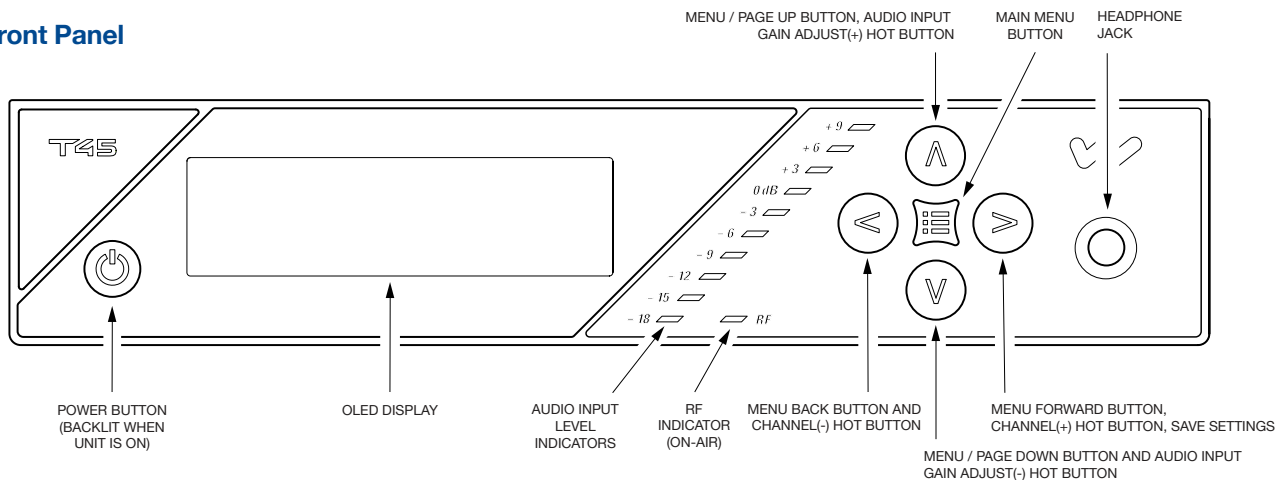
<b>Audio Inputs</b>	(1x) Combination 3-pin XLR, 1/4" (TRS) jack for Mic or Line Level Analog Audio, Balanced or Unbalanced Line Level, or Microphone with Selectable Phantom Power (1x) XLR for Digital Audio, AES3/EBU, supported sample rates 44.1 kHz and 48 kHz (1x) RCA for Digital Audio, S/PDIF, supported sample rates 44.1 kHz and 48 kHz
<b>Audio Input Gain Adjust</b>	In menu, adjustable to 0 to -50 dB, in 1dB steps
<b>Phantom Power</b>	14.4 VDC applied through 2.2 kΩ resistors to analog combo jack: Pin 2 and Pin 3 on XLR jack, or tip and ring on 1/4" TRS jack
<b>Audio Level Indicators</b>	10-LED array that reads -18 to +9 dB at 3 dB intervals. 7 Green, 2 Amber, and 1 red LED. Green LEDs indicate normal operating audio level peaks, Amber LEDs indicate close to overload peaks, Red LED indicates overload peaks

Input Levels (Bal or Unbal) (at Audio Input Gain = 0dB)	Nominal (1st Amber LED)	Overload Warning (Displayed on Screen)	Absolute Maximum Ratings**
<b>Microphone</b>	-55 dBV (1.7 mV RMS)	-15 dBV (180 mV RMS)	+20dBV (10.0 V RMS)
<b>Line</b>	-25 dBV (55 mV RMS)	+16 dBV (6.3 V RMS)	+20 dBV (10.0 V RMS)

<b>Headphone Output</b>	1/4" TRS stereo jack, mono signal, 15.7 mW, maximum in 33 Ω (level adjustable in menu 0 to -40 dB in 2 dB steps)
<b>Line Output</b>	RCA jack (black), -10 dBV (.32 VRMS); Output impedance 100 Ω
<b>Ethernet</b>	RJ-45 on back of unit (PPA T45NET only) supports CAT5e cable lengths up to 328 feet (100 meters); 10/100 Base-T IEEE 802.3 compliant, unique MAC address
<b>Approvals</b>	FCC, RoHS2, WEEE, Industry Canada
<b>Warranty</b>	Lifetime PLUS Limited Warranty (90 Days on most accessories)

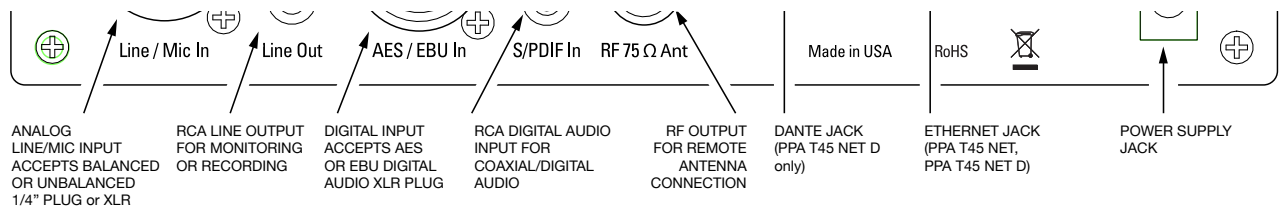
**NOTE: SPECIFICATIONS SUBJECT TO CHANGE WITHOUT NOTICE.**

## T45 Front Panel

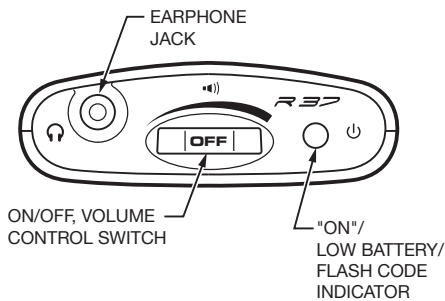


# Personal PA® FM Listening System

## T45 Rear Panel



## PPA R37 Receiver:



A142

<b>Dimensions:</b>	4.1" L x 2.85" W x 1.38" D (104 mm x 72 mm x 35 mm)
<b>Weight:</b>	4.6 oz (130 g) with batteries, 2.6 oz w/o batteries (73g)
<b>Color:</b>	Black
<b>Battery Type:</b>	Two (2) AA non-rechargeable alkaline batteries (BAT 001), approx. 48 hours battery life, or Two (2) AA rechargeable NiMH batteries (BAT 026), 1600 mAh, approx 30 hours battery life
<b>Current Consumption:</b>	Nominal 52 mA
<b>Operating Freq.:</b>	17 channels: 72.1, 72.2, 72.3, 72.4, 72.5, 72.6, 72.7, 72.8, 72.9, 74.7, 75.3, 75.4, 75.5, 75.6, 75.7, 75.8 or 75.9 MHz*.
<b>FM Deviation:</b>	+75 kHz
<b>De-Emphasis:</b>	75 μS
<b>LED Indicator:</b>	Power: Bright Green. Low Battery: Flashes.
<b>Sensitivity:</b>	2 μV at 12 dB Sinad with squelch defeated
<b>Input Overload:</b>	100 mV
<b>Frequency Response:</b>	200 Hz to 15 kHz, ± 3 dB
<b>Signal-to-Noise Ratio:</b>	65 dB at 100 μV
<b>Receiver Antenna:</b>	Integral with earphone/headphone cord
<b>Audio Output:</b>	35 mW, max. 16 ohm load
<b>Output Connector:</b>	3.5 mm stereo phone jack, accepts either stereo or mono plug
<b>Approvals:</b>	FCC, Industrie Canada, RoHS, WEEE
<b>Warranty:</b>	Lifetime PLUS Limited Warranty, 90 Days on most accessories.

This device complies to "RSS-Gen Issue 2 June 2007" for Industry Canada and FCC part 15.105(b) for the United States.

Operation is subject to the following two conditions: (1) this device may not cause interference, and (2) this device must accept any interference, including interference that may cause undesired operation of the device.

This device complies with ICES-003 class B. Test data is available from the manufacturer on request.

NOTE: SPECIFICATIONS SUBJECT TO CHANGE WITHOUT NOTICE.

# Personal PA<sup>®</sup> FM Listening System

---

## Architectural / Engineering Specifications

### PPA T45 / PPA T45NET

There shall be two models of the transmitter - one with Ethernet control capability and one without. The transmitter shall be a microprocessor-based unit. It may be configured through the on-screen menu. The model with Ethernet control will also be configurable over an Ethernet (10 base T) network accessible through common web based browsers. It shall have a transmitting range of up to 1000 feet. It shall have 17 wideband channels operating on 72.1–75.9 MHz. It shall be supplied with a top mount 39" whip antenna and external power supply.

**Front Panel:** The transmitter shall have an OLED screen displaying current settings and menu functions. Channel/frequency selection, audio input source, audio presets (Hearing Assist, Music, Voice and Custom), audio input level, high and low pass filter, compressor gain and RF output power shall be configurable via the menu or web browser. There shall be a 10 segment LED bar graph indicating audio input level and an RF "on air" LED. A 1/4" stereo headphone jack allows monitoring of the transmitted audio.

**Rear Panel:** The PPA T45 shall be powered by an external 24VDC power supply. It shall have a 75Ω F-connector on the rear for remote antenna applications and an RCA line level output. It shall have analog 1/4"/XLR combo microphone or line level input jack, XLR AES3 and S/PDIF RCA digital input jacks. The model with Ethernet control shall have an RJ-45 Ethernet jack.

The transmitter shall be compatible with all Williams Sound FM wideband 72-76 MHz receivers and have a lifetime limited warranty.

These transmitters shall be the Williams Sound model number PPA T45 and PPA T45NET.

### PPA R37 Receiver:

The PPA R37 receiver shall be encased in black, PC/ABS impact-resistant plastic with a hinged battery door. The receiver shall be a body-pack style and include a detachable belt-clip for hands-free operation. Receiver shall have a 3.5mm stereo/mono jack to accommodate stereo or mono low impedance earphones, headphones and neckloops. Receiver shall have a combination volume control with power on/off rotary dial. It shall have a green LED indicating battery and system status codes. The PPA R37 shall have access to 17 wideband channels between 72-76MHz. Channel selection shall be made by pushing the seek button inside the battery compartment. Receiver shall have channel-lock capability.

Receiver shall have a slide switch inside the battery compartment to select Alkaline or rechargeable NiMH rechargeable battery operation. It shall have charger contacts on the bottom of the receiver for use with Williams Sound drop-in chargers CHG 3512 and CHG 3502. The PPA R37 shall operate up to 48 hrs with two AA Alkaline batteries, and up to 30 hrs with two AA NiMH rechargeable batteries (BAT 026).

Receiver shall provide a maximum out of 35mW at 16 ohms with an earbud-type earphone. The system's audio frequency response shall be 200Hz to 15kHz ± 3dB and the signal-to-noise ratio shall be 65dB min. The receiver sensitivity shall be 2μV or better at 12dB Sinad with squelch defeated. The PPA R37 shall accept up to ±75kHz FM deviation and have a 75μs de-emphasis time constant.

The PPA R37 shall have FCC, Industrie Canada approvals and be compliant with RoHS and WEEE regulations. The receiver shall be covered by a Lifetime PLUS Limited Warranty\*.

This receiver model shall be the Williams Sound model PPA R37.

### Domestic Sales

Williams Sound  
10300 Valley View Rd.  
Eden Prairie, MN 55344  
Ph: 800-328-6190 / 952-943-2252  
FAX: 952-943-2174  
Email: [info@williamssound.com](mailto:info@williamssound.com)  
Web: [www.williamssound.com](http://www.williamssound.com)

### International Sales

International Sales Department  
Williams Sound  
10300 Valley View Rd.  
Eden Prairie, MN 55344 USA  
Phone: +1 952 943 2252  
Fax: +1 952 943 2174  
Email: [info-int@williamssound.com](mailto:info-int@williamssound.com)  
Web: [www.williamssound.com](http://www.williamssound.com)



800.843.3544 / [info@williamssound.com](mailto:info@williamssound.com) / [www.williamssound.com](http://www.williamssound.com)